

FACADESXi

Xi-TEXTURED ACRYLIC FINISH COAT

DESCRIPTION AND USAGE

Xi-Textured Acrylic Finish Coat is a 100% Acrylic resin based, dirt pick up resistant, factory mixed finish and come in a variety of standard and custom colors. May be applied to portland cement plaster, EIFS base coats, brick, cmu, masonry, interior drywall, painted or other surfaces with the approval of FACADESXi. Available in different textures, standard colors and custom colors

FOR USE WITH ALL FACADESXi SYSTEMS

- For use with all FACADESXi Systems as the finish color and texture.
- FACADESXi EIF Systems, FACADESXi Stucco, Direct Applied and Cement Board Systems
- Direct to CMU/Concrete, Stucco and Brick
- Interior Drywall
- Other substrates per FACADESXi

SHELF LIFE

12 months - stored off the ground, unopened, protected from moisture, extreme heat 90°F (32°C), and direct sunlight.

FEATURES / BENEFITS

- Wet Polymer gives excellent adhesion
- Mildew Resistant
- Vapor Permeable
- Smooth consistency for easy application

PACKAGING / COVERAGE

65 lb (29.5 kg) Pails

The estimated coverage area per pail is based on the condition of the substrate and method of application:


Xi-Smooth Extra
180-200 ft² (16.7-18.6 m²)



Xi-Smooth
150-160 ft² (14-14.8 m²)



Xi-Medium Sand
120-130 ft² (11-12 m²)




Xi-Ultra Fine Sand
140-150 ft² (13-14 m²)




Xi-Coarse Sand
105-125 ft² (9.7-11.6 m²)



Xi-Fine Sand
130-140 ft² (12-13 m²)



Xi-Fine Swirl
120-130 ft² (11-12 m²)



Coverages are approximate and will vary depending on application methods and environmental/surface conditions.



FACADESXI

Xi-TEXTURED ACRYLIC FINISH COAT

SURFACE PREPARATION / JOB CONDITION

Temperature must be 40°F (4°C), at time of installation and for 24 hours after installation. Substrates must be above 40°F (4°C), unpainted and clear of dirt, dust, chalk, mildew, algae, foreign materials, etc.

Painted/loose/damaged substrates must have the loose paint removed and damage repaired.

FacadesOne & FacadesThree:

Cured/dried in accordance with product datasheet.

FacadesOne:

Moist cured for 24 hours and dried overnight.

FacadesThree:

Moist cured and dried in accordance with the International Building Code.

Xi-Base Coats:

Dried overnight (longer in cold/humid temperatures)

Concrete/Masonry/Stucco:

- Any new concrete surfaces or masonry work must wait a minimum of 28 days before the product is applied.
- Form-release agents. Dirt, efflorescence frost, and any bond breakers must be removed prior to application
- Patch and repair any non uniform areas to create a smooth surface and allow to dry.

Interior drywall:

Treat joints and fasteners per manufacturer and association application guidelines.

For surface preparation questions or further information, contact the FACADESXI Technical team.

APPLICATION

Before beginning:

Double check the color is the selected color. Color and samples must be approved by the owner prior to installation.

- Always maintain a wet edge when applying.
- Work product into all corners and joints for smooth application.
- Cover each wall section with finish from the same batch number to maintain color consistency. Batch to batch may have very slight color variations.
- Do not apply in direct sunlight.
- Apply product with a clean, stainless steel trowel.
- Primer is always recommended for the smoothest most consistent color and texture.
- Maintain a uniform thickness based on the largest aggregate size of the finish when applying the finish coat.
- Do not install onto areas to receive sealant joints.

For all Finishes except Smooth:

1. Product can be applied with a plastic float or stainless steel trowel, however stainless steel is recommended for large aggregated finish. Continuously clean tools throughout the texturing process.
2. Maintain consistent pressure and movement throughout the application to achieve best texturing results.
3. Float finish before it has set up (approx. 20 minutes depending on temperature and humidity) -to avoid pulling aggregate and creating a non-uniform surface.

Xi-Smooth:

1. Use a clean, stainless steel trowel. Two tight coats are typically required to achieve the smoothest appearance.
2. For stucco brown coats, it is optional but recommended to level the surface with Xi-Plaster Level Coat and let thoroughly dry prior to application.
3. Apply first coat and allow to dry thoroughly enough to avoid disruption during the second coat application.
4. Trowel to desired smoothness when the second coat is partially dry.
5. To further enhance smoothness, add light, consistent water mist during the smoothing process. Please note: variations in smoothness and color appearance can be expected.

Xi-Smooth Limestone:

1. Follow Xi-Smooth Steps 1-5 above
2. Coat 1: Xi-Fine 1.0
3. Coat 2: Xi-Smooth

Spray application recommendations:

For best results, application using the spray method should be executed with consistent motion and pressure. Maintain a consistent distance and angle when using spray application.

- A sample/mock up should be submitted and approved using the same tools, methods and products that will be used on the project.
- Protect the finish from rain, freezing, until cured at least 1-4 hours, longer in cold or humid climates before application of finishes.
- Under normal humidity and temperatures, drying time ranges from 1-4 hours. Drying time may exceed this range with high humidity and cold temperatures

CONTACT FACADESXI TECHNICAL FOR SPECIFIC INSTRUCTIONS.



FACADESXi

Xi-TEXTURED ACRYLIC FINISH COAT

MIXING

1. Thoroughly mix with a rust-free, clean paddle until the entire product is consistent throughout the pail. Avoid air bubbles while mixing.

2. A small amount of water may be added for workability. When using multiple pails, use the same amount of water in each one (up to 10 oz.)

- Keep the container closed when not in use.
- Do not overwater

CLEAN UP

Clean tools and equipment with water immediately after use. Dried material can only be removed mechanically.

TESTING

TESTING	TEST METHOD	TEST CRITERIA	TEST RESULTS
Absorption Resistance	ASTM D968	No cracking or loss of film integrity at 528 quarts (500 L) of sand	Pass
Absorption/ freeze / Thaw Resistance	ASTM E2485	No deleterious effects* at 60 cycles when viewed under 5x magnification	Pass
Accelerated Weathering	ASTM G153	No deleterious effects* at 2000 hours when viewed under 5x magnification	Pass: 5000 hours
Degree of Chalking after 5000 hrs Accelerated Weathering	ASTM D4214	N/A	No Chalking >8 Rating
Flexibility	ASTM D522	N/A	Passed: 1.5" diameter @ 73° F
Freeze Thaw Resistance	ASTM E 2485	No deleterious effects after 10 cycles	Pass: 60 Cycles
Mildew Resistance	ASTM D3273	No growth supported during 28 day exposure period	Pass
Salt Spray resistance	ASTM B117	No deleterious effects after 300 hours exposure	Pass
Surface Burning (individual components)	ASTM E84	Individual components shall each have a flame spread of 25 or less, and smoke developed of 450 or less	Flame Spread: 0 to 15 Smoke Developed: 0 to 15
Water Vapor Transmission (Permeance)	ASTM E96	Report	51 US Perms Pass

CAUTIONS / LIMITATIONS

- Use only on surfaces that are sound, dry, clean, unpainted, and free from any residue that may affect the ability of the Xi-Textured Acrylic Finish to bond.
- Cold or humid weather will extend drying time.
- Application in direct sunlight will reduce open time significantly.
- Use clean materials and tools to prevent contamination of the material.
- Not for use below grade, or in immersion.
- Not for direct use over wood substrates.
- Do not over water the mix.
- In no way is FACADESXi responsible for color variations or color correctness after the product has been applied or for application or substrates out of accordance with the manufacturers, building code, association standards or guidelines.
- Wear protective eye-wear and clothing.
- For Exterior Insulation and Finish Systems (EIFS), select finish colors with a lightness value (Irv) of 20 or greater.



FACADESXI

Xi-TEXTURED ACRYLIC FINISH COAT

SAFETY

**KEEP OUT OF REACH OF CHILDREN.
FOR PROFESSIONAL USE ONLY.
DO NOT ALLOW PRODUCT TO FREEZE.
VOC < 10 grams per liter.**

The instructions for use and application and warnings have been prepared in good faith based on the information available at the time of publication.

All instructions are intended to provide product users with the proper guidelines for use and application under normal working and environmental conditions. Because each project and user is different, FACADESXi cannot be held responsible for any consequences of variations in conditions or for unforeseen conditions when using this product.

For the most up to date information go to
www.facadesxi.com

WARNINGS

Use of this product can expose you to Crystalline Silica, a chemical that has been known to the State of California to cause cancer, birth defects, or other reproductive harm. For more information: <https://P65Warnings.ca.gov>

INHALATION

This product is considered an irritant if proper precautions aren't followed. Use a NIOSH approved respirator mask and adequate ventilation when using the product. Avoid overexposure. Open windows and doors to confined areas during the application and drying process. Ensure fresh airflow is available. Leave the area of application immediately if you experience watery eyes, dizziness, or a headache.

SKIN CONTACT

Do not get product in your eyes or on your skin. Wash hands thoroughly after use.

EYE CONTACT

Rinse eyes thoroughly with water for several minutes. Remove contact lenses then continue to rinse.

DO NOT TAKE INTERNALLY

Immediately contact the Poison Control Center if swallowed. Store product in its original container sealed tightly after use.

EXPOSURE TO LEAD

Scraping sand or old paint chips may result in toxic lead exposure. Contact the National Lead Information Hotline at 1-800-424-LEAD or head over to <https://epa.gov/lead> for more information.

PLEASE NOTE

The most current Safety Data Sheet and Product Data Sheet can be found on our website for more information on product handling.

